



2018 Student Drug Use Survey

Alcohol and Drug Abuse by Youth in Clermont County

Results from the PreventionFIRST! 2018 Student Drug Use Survey

Special thanks to:

- Charles H. Dater Foundation
- Cincinnati Children's Hospital Medical Center
- Farmer Family Foundation
- Hamilton County Mental Health Recovery Services Board
- Interact for Health
- Local member coalitions and other county organizations who facilitated and funded the implementation of this survey
- Louis and Louise Nippert Charitable Foundation
- Ohio Department of Mental Health and Addiction Services
- Other PreventionFIRST!! individual donors and fundraising events
- PRIDE Surveys, Inc.
- Robert and Adele Schiff Family Foundation
- School Participants

Topic summaries and regional key findings from 2000 to 2018 are available at www.prevention-first.org

Aggregate raw data in SPSS format is available on OASIS through www.OASIS.uc.edu

The Student Drug Use Survey

In service to our goal to increase data-driven decision-making for prevention programs, PreventionFIRST! implements the Student Drug Use Survey (SDUS) every two years to seventh through twelfth graders in the 10-county Tristate area. Results of the SDUS provide comprehensive descriptions of the self-reported drug use patterns of area youth in addition to descriptions of gambling behaviors and other attitudes and behaviors known to be related to alcohol and drug use/misuse (e.g. family characteristics and participation in community or school events). The table below presents the 2018 results for five key measures of substance use/misuse for Clermont County, Ohio.

Measure	Alcohol	Tobacco	Marijuana	Prescription Drugs ¹
30-Day Use	13.1%	5.3%	8.0%	2.8%
Perceived Harm²	75.0%	85.7%	62.9%	84.4%
Parental Disapproval³	86.0%	93.3%	89.1%	94.8%
Friend Disapproval³	64.5%	79.0%	70.5%	87.2%
Average Age of First Use (yrs)	12.9	12.7	13.6	12.8

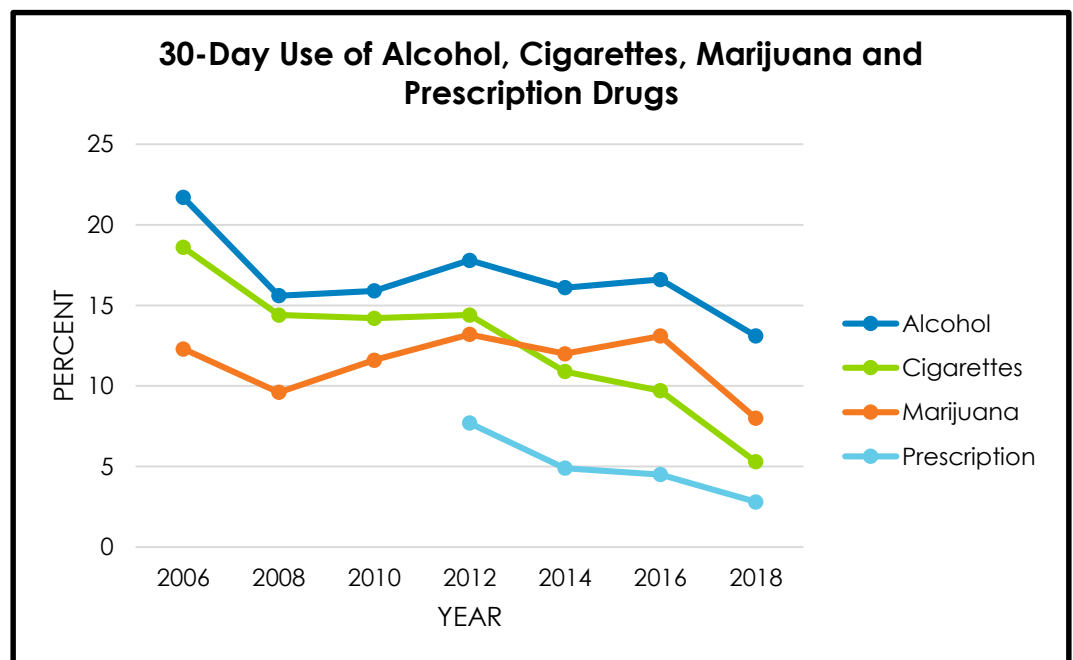
¹Non-medical use ²Percent responding harmful or very harmful ³Percent responding that parent or friend feels behavior is wrong or very wrong

Demographics

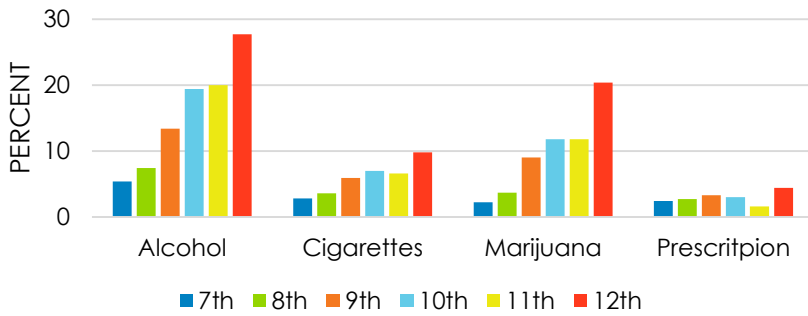
The data reported is representative of the 7th-12th grade population of the schools and communities in southwest Ohio who participated in the survey.

Methodology

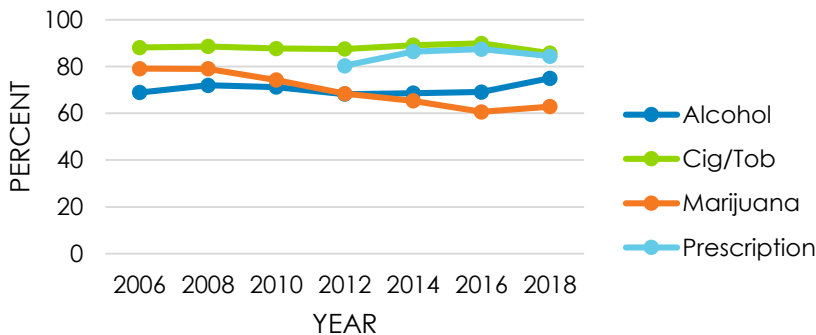
A total of 7,904 seventh through twelfth grade students from Clermont County, Ohio completed the localized version of the PRIDE questionnaire between October 2017 and December 2017. No surveys were conducted outside of the school building.



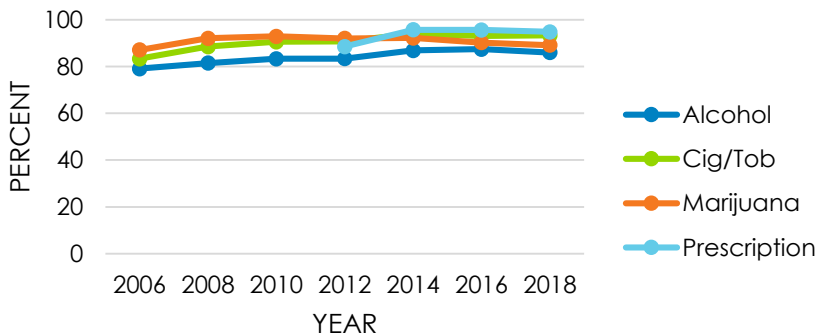
30-Day Use of Alcohol, Cigarettes, Marijuana and Prescription Drugs by Grade



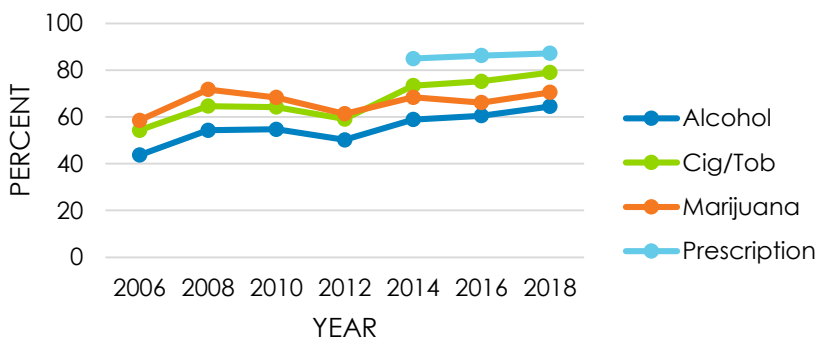
Perception of Harm



Perception of Parental Disapproval



Perception of Friend Disapproval



Key Findings

- Most kids are NOT using alcohol, tobacco, or other drugs.
- Since 2000, alcohol use has declined 54%, cigarette use decreased 64%, marijuana use declined 46% and prescription drug use decreased 63%.
- Electronic-Vapor products are the substance most widely used by today's teenagers.
- Gradual declines continued into 2018, which marked the lowest levels for alcohol use ever recorded by the survey.
- Marijuana is seen by students as being least harmful to their health.
- Cigarette use continued to show significant declines, reaching their lowest levels in the history of the survey.
- Students have long seen heroin to be one of the most dangerous drugs, which helps to account for both the consistently high level of perception of harm and the lowest prevalence of use.
- Parental and Friends Disapproval are at the highest levels ever recorded.
- The Age of First Use continues to hover around 13 years old.